





6th Form Transition Pack

QUALIFICATION	Level 3 BTEC Music Performance
Teacher Name(s)	Miss Hart
Contact email(s)	jhart@notredame.liverpool.sch.uk
Exam board and link	Pearson www.pearson.co.uk
Specification details	Extended Certificate in Music Performance
Recommended online learning	<p>MUSIC THEORY EXERCISES</p> <p>https://www.musictheory.net/</p> <p>https://www.mymusictheory.com/</p> <p>REVISION OF KEY TERMS</p> <p>Melody https://www.bbc.co.uk/bitesize/guides/zhrtkmn/revision/1</p> <p>Harmony & Tonality https://www.bbc.co.uk/bitesize/guides/zbqbxyc/revision/1</p> <p>Structure https://www.bbc.co.uk/bitesize/guides/ztkkscw/revision/1</p> <p>Tempo, Metre & Rhythm https://www.bbc.co.uk/bitesize/guides/zdsj382/revision/1</p> <p>Dynamics & Articulation https://www.bbc.co.uk/bitesize/guides/zjy7gwx/revision/1</p> <p>Sonority (Timbre) https://www.bbc.co.uk/bitesize/guides/z73mcqt/revision/1</p> <p>Texture https://www.bbc.co.uk/bitesize/guides/zmg692p/revision/1</p> <p>Notation https://www.bbc.co.uk/bitesize/guides/z6ch8xs/revision/1</p>



Textbooks that are used



In addition, the transition pack may contain resources like PowerPoints, assessments and activities for you to try at home over the summer.

We recommend you use Cornell Notes to prepare for your new course. Please see this video to help you develop the technique:

<https://youtu.be/WtW9lyE04OQ>

See the General Transition Pack where VESPA has been outlined for other ways of successfully taking notes and organising the content of your studies effectively.

Please complete the activities in this booklet in readiness to begin your studies when we are told Sixth Form may reopen. This will show us your commitment and may be used alongside your GCSE grades and behaviour log as entry criteria – Sixth Form study is hard work and there are no short cuts. Commitment to your studies is essential.

Good Luck and Stay Safe!





BTEC Level 3 National Extended Certificate in Music

Pearson

Why Study Music?


BTEC Music provides the opportunity for students to acquire musical skills, knowledge and understanding through listening and analysis, composing and performing. The course enables students to choose a path best suited to their individual needs and it encourages them to build on the knowledge and experience gained at Key Stage 4 level and in their musical activities outside the curriculum.

Students that decide to study this course will have 5 hours a week of curriculum time. This course is designed to support the progression into higher education when taken as part of a programme of study that includes other appropriate BTEC Nationals or A - levels. The extended certificate offers an engaging programme for those who are clear about the area of employment that they wish to enter. It provides a broad basis of study for the music sector with a focus on performance, personal instrumental technique development, music theory and professional practice. It is equivalent in size to one A - level.

COURSE EXPECTATIONS

You will be expected to come to each session prepared and fully participate in all tasks within the expectations of Music.

You will be expected to complete all assignments and keep to set deadlines.





Course Aims

- To ensure all learners gain knowledge of the Music Industry.
- To ensure that all learners experience a variety of styles and experiences through regular visits to see live concerts and from participation in workshops run by visiting artists.
- To ensure all learners gain performing experience by regularly participating in live performances in and out of college.
- All learners will undergo regular assessment either in classroom sessions or scheduled concerts.

BTEC LEVEL 3 NATIONAL EXTENDED CERTIFICATE IN MUSIC PERFORMANCE

This qualification is a two year course in which all learners explore 4 units of work.

UNIT 1: Practical Music Theory and Harmony (mandatory unit) – 90 GLH

(internally assessed)

UNIT 2: Professional Practice in The Music Industry (mandatory unit) – 90 GLH

(externally assessed)

UNIT 3: Ensemble Performance (mandatory unit) – 120 GLH

(externally assessed)

UNIT 4: Solo Performance (optional unit) - 60 GLH

(internally assessed)

Assessment

All learners are assessed on marking criteria of **pass, merit and distinction**.

Learners who pass all units will gain the equivalent of 1 A-level at A – C grade.



Unit 1: Practical Music Theory & Harmony

- reading musical notation (treble & bass clef as a minimum)
- knowledge of music theory
- understanding of the musical elements (MADTSHIRTS)
- awareness of musical terminology in relation to these elements

So, what can I do?

Read:

The AB guide to Music Theory Volume I by Eric Taylor

The AB guide to Music Theory Volume II by Eric Taylor

Visit:

<https://www.earmaster.com/music-theory-online/course-introduction.html>

<https://www.musictheory.net/>

Melody

<https://www.bbc.co.uk/bitesize/guides/zhrtkmn/revision/1>

Harmony & Tonality

<https://www.bbc.co.uk/bitesize/guides/zbqbxyc/revision/1>

Structure

<https://www.bbc.co.uk/bitesize/guides/ztkkscw/revision/1>

Tempo, Metre & Rhythm

<https://www.bbc.co.uk/bitesize/guides/zdsj382/revision/1>

Dynamics & Articulation

<https://www.bbc.co.uk/bitesize/guides/zjy7gwx/revision/1>

Sonority (Timbre)

<https://www.bbc.co.uk/bitesize/guides/z73mcqt/revision/1>

Texture

<https://www.bbc.co.uk/bitesize/guides/zmg692p/revision/1>

Notation

<https://www.bbc.co.uk/bitesize/guides/z6ch8xs/revision/1>

Unit 6: Solo Performance:

A solo performance of (minimum) 10 minutes in length will be required.

So, what can I do?

You should be rehearsing between 30 minutes – 60 minutes each day on your instrument/voice



If you are below Grade 6 or 7 at the moment then don't just play pieces – return to basics such as scales and arpeggios and concentrate on your technique.

Vocalist can use the ABRSM & Trinity Rock School Vocal syllabus to help select appropriate material.

Unit 2 Professional Practice in the Music Industry:

Planning for a Festival

Plan a music summer music festival. It needs to include a minimum of 20 bands (there will be at least 2 stages).

Things you need to think about:

- Where will it be held? Inside or outside? Cost?
- When will it be held? Think about weather implications for outdoors.
- What style of music will be played? Is it a specific style, or will it be for a mix? What styles within the mix?
- How much will tickets cost? Any concessions / reduced tickets? Who could these tickets be for?
- Are you going to sell any merchandise? What will this be? How much will this cost? Any stalls for merchandise or other activities?
- Staff needed to run the event (ticket sales, marketing, ground staff etc)
- Age ranges you hope to attend.
- Layout of the arena / stages.
- Health & Safety implications/ Risk assessment. Consider audience, crew & performers, equipment?
- What food / catering facilities would you need?
- How are you going to advertise this event? E.g. social media, posters, radio advertisements.

Give as much detail as you can, including reasons why you have made the decisions. What is your back-up plan in case something, or somewhere isn't available on the dates?

Once you have your ideas, complete the following tasks:

- Design posters to advertise your festival (include dates, times, cost, headline acts etc)
- What would the tickets look like?
- What is the line-up for the festival – names of bands etc. who's on what stage, and when.
- Food trucks need logo designs and menus (is there a theme to the food?)
- What would be the 'Song of the Festival'? The one that everyone keeps singing – can't get it out of their heads!